



Caldecote Primary School

Happy, Healthy, High-Achieving

Welcome
Foundation Stage
Red Class
Caldecote Primary School
September 2020



Red Class Team

Miss Baggaley

- Class Teacher
- EYFS & KS1 Team Leader & part of the Senior Leadership Team

Miss Meechan

- Class Teaching Assistant

We are still in the process of sorting staff for September – more details to follow



What is Foundation Stage?

- Covers 0 - 5 years
- Your child has been in Foundation Stage at Nursery or Pre-School
- Reception year at School is the final year of the Foundation Stage - continuing the Early Years curriculum





How does Foundation Stage work at Caldecote?



During the morning we do short whole class sessions for Literacy and Maths.


Within these sessions we have guided groups led by both the Teacher and Teaching Assistant and independent activities.



Throughout the day children can access both inside and outside provision.



How will your child learn?



At Caldecote we use topics as well as children's interests as a focus for their learning.

Each morning we do Literacy (this includes phonics, handwriting and spelling) and Maths.

In the afternoon we do 'Enquiry Based Learning' which covers Expressive Art and Design, Technology, Knowledge and Understanding of the World and PE.

Children will follow the EYFS curriculum.



How do we know your child's capabilities?

- Observing children playing
- Small group activities
- Talking and questioning
- Class/group discussions
- Communication with parents / carers
- On-going dynamic assessment





Assessment

- We do an 'on-entry' assessment using observation and information from parents/carers and Nursery/Pre-School
- This information is used to complete the National Foundation for Educational Research (NFER) Baseline assessment
- During the year there will be 2 parent consultations (Autumn and Spring) where you will meet with teachers to discuss progress and well being and also receive a progress report
- Throughout they year there will also be curriculum meetings and open school sessions – check newsletter for dates
- At the end of the academic year you will receive an Annual Report informing you of your child's attainment and where they are in relation to the Early Learning Goals (ELGs) and whether they have made a Good Level of Development (GLD)



Tapestry


We use educational software called 'Tapestry' where every child has their own individual online learning journey. Parents are able to:

- Log in and see what learning and activities their child is doing
- Assessment for their child
- Upload any learning children do outside school



Beginning of the School Day

- Playground gates are open from 8.40am
- School doors are open from 8.45am – 8.55am
- Red Class come in through their own gate
- Please encourage your child to be independent and say “Goodbye” to them at the gate
- If you have a message for the teacher, please tell the member of staff wearing the hi-viz jacket on the playground (please don’t go to the classroom door as the teachers will be busy with children)

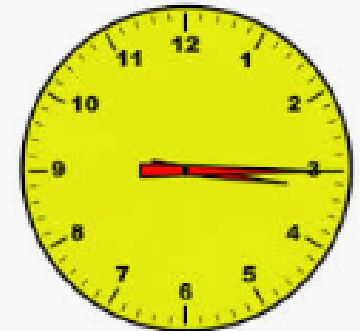




End of the School Day

- School finishes at 3.15pm for Red Class
- Please wait on the playground, near Red Class gate
- The children will come out via the gate in registration order
- If you need to speak to the teacher, please wait until all the children have been seen out safely to the correct adult

iS It hoMetImE yet?????





Playtime

The whole school have a morning play time together on the main playground.

Red Class have their outside area to stay and play in if they wish to do so.

Fruit and milk is provided by the school and these are given just before morning break at 'snack time'.

If you wish your child to have a different snack, please see the School's Healthy Snack list and send this in your child's bag.

Red Class have an afternoon play together with Blue Class (Y1) and Yellow Class (Y2).



Caldecote Primary School

Happy, Healthy, High-Achieving

Lunchtime

Reception children are entitled to a free hot school meal. Menus can be found on school website.

Play equipment is laid out in different zones each lunchtime

Play Leaders are on the main playground and the field to support younger children with their games.

Play Leaders help children play together

Y6 buddies are also available to play with.

LUNCHTIME CO.		Week 2 Commencing • 27th April • 18th May • 15th June • 6th July • 31st Aug • 21st Sep • 5th Oct				
MEAT FREE	Monday	Tuesday	Wednesday	Thursday	Friday	
Freshly baked bread	Poppy seed bloomer	Wholemeal	Garlic bread	Rosemary wholemeal	Focaccia	
Menu choice 1	Cheese & tomato pizza	Sticky chicken wrap	Jacket potato with beef bolognaisse or tuna mayo	Roasted chicken with roasted potatoes & stuffing	Battered fish & chips with garden peas or beans	
Menu choice 2	Mild vegetable curry with rice	Pasta with tomato and basil sauce & grated cheese	Jacket potato with baked beans, grated cheese	Quorn fillet with roasted potatoes & stuffing	Cheese and onion pasty with chips & garden peas or beans	
Sides	Seasonal vegetables Selection of salads	Seasonal vegetables Selection of salads	Seasonal vegetables Selection of salads	Seasonal vegetables Selection of salads	Seasonal vegetables Selection of salads	
Desserts	Ice cream & mixed berry sauce Sliced fresh fruit or cheese & biscuits	Fruit shortbread Sliced fresh fruit or yoghurts	Lemon drizzle cake Sliced fresh fruit or cheese & biscuits	Banana cake Sliced fresh fruit or yoghurts	Chocolate sponge & sauce Sliced fresh fruit or cheese & biscuits	

Our mission is to make your lunchtime meal the highlight of your day.





Things to have in school

Children need to bring a named bottle of water with them everyday (it must be water and not squash or any type of juice)



We go outside in all weathers so please can they have a waterproof jacket and wellington boots in school





PE Kit

Indoor – navy shorts and red t-shirt

No earrings or jewellery

Long hair must be tied back

Children must be able to change independently

Everything must be named in an obvious place!

A smallish bag to keep PE kit in that can easily be stored on their peg





Home Learning

Red Class Home Learning

Autumn 1: Amazing Me

Daily / Weekly
<ul style="list-style-type: none">- Reading: please share a book with your child each day and discuss books that are read. Who was the main character? What did they do? Where did the story take place? How did they feel when...? How did the story end?- Number: count everyday items/actions (pieces of apple on plate, steps, pens in a pot, chairs around a table, toys in a box, etc...)
Topic related activities
<p><i>These can be brought into school at any time before Wednesday 9th October and <u>will</u> be shared each week on Fridays.</i></p> <p>We would like you to complete at least 3 of these (but you can do more!)</p>
<ul style="list-style-type: none">- Special box. Put together a box of items which are special. This could include photographs of family member, a favorite toy, an item from a special person etc...- Learn a song or rhyme (1,2,3,4,5 once I caught, Little Bo Peep, etc...) to perform and teach the song to the class.

Each term we have a 'home-learning menu'

Children are expected to complete at least 3 of the tasks but you can do more!

Completed tasks are sent into school as and when you complete them.

Children are given the opportunity to share their home-learning with the class.



Communication

- School use Parentmail for all email communication, Twitter for day-to-day events, regular newsletters and the website
- Parents can use:
 - hi-viz on the playground every morning for messages for the teachers
 - Emails to the office:

Please note: due to volume of emails, we have a '5 day response' policy (it is often easier to give a message to the hi-viz person on the playground)
 - Chat on playground with teachers at the end of the day
 - Messages can also be passed via Care Clubs staff

